

the Parent LINK



April 2012



Chloe Parker, Malia Wittwer, and Hope Delagrange perform in "Annie"

POWERSOURCE

ASK GOD:

1. To bless your Easter preparations and celebrations.
2. To keep your family members focused on Jesus' resurrection and what it means for them.
3. To forgive your sins—and thank Him for "never again" remembering them (Hebrews 8:12).



Ava McAlexander and Dalton Baker

Woodburn Missionary Church

*From our WMC Children's Pastor
Jim Elias*


Children are drawn to Easter, with the holiday's emphasis on candy and bunnies. As their pastor I enjoy the privilege to help them realize it's about so much more! For Christians, Easter is a day of victory. Because Jesus died on the cross and rose from the dead, we have forgiveness, hope, and eternal life.

Looking for new ideas to celebrate Holy Week and Easter with your kids? Sometimes the most meaningful activities are the easiest. For example:

- On Palm Sunday, when Jesus was cheered before His death, cut out paper shapes of your palms and wave them around to praise Jesus.
- On Maundy Thursday, when Jesus shared the Last Supper with His disciples, wash one another's feet as an act of service.
- On Good Friday, walk around all day with a pebble in your shoe. Then talk about that burden and what Jesus' suffering means to you.
- On Easter, collect foil from candy eggs and create shiny streets of gold as reminders of heaven, where Jesus prepares a place for us.

DID YOU KNOW?

- Easter is the oldest Christian holiday and the most important day of the church year. It's a "moveable feast," meaning the date changes. Since the year 325, Easter has been on the first Sunday after the full moon following the northern hemisphere's vernal (spring) equinox.
- Originally, eggs symbolized new life, purity, and fertility. Later, they were linked to Easter because Jesus was temporarily dormant in the tomb (shell) and emerged to give us new life.



Christ died for our sins, just as the Scriptures said. He was buried, and He was raised from the dead on the third day, just as the Scriptures said. ... Thank God! He gives us victory over sin and death through our Lord Jesus Christ. (1 Corinthians 15:3-4, 57)

Easter offers a joyful opportunity to praise and thank God for His grace and salvation.

TEACHABLE MOMENTS

1. **A Heavy Price**—Give children some wrapped chocolate coins and talk about Judas betraying Jesus (see Matthew 26:14-16, 47-49). Discuss ways we let Jesus down—as well as how He paid the price for all our sins on the cross.
2. **Eggs-citing Sounds**—Let children make a “joyful noise” by putting Easter treats to musical use. Fill plastic eggs with different candies. Then parade around, shaking the “instruments” and praising Jesus. For fun, try to guess what’s inside one another’s eggs, based on the sounds.
3. **Easter Cross Garden**—Use wooden paint-stirring sticks and a hot-glue gun to help children make crosses. With permanent marker, write on each cross what it means to kids that Jesus is alive. Then display the crosses in a flower garden on Easter morning.




Talk about the real meaning of Easter by discussing these questions:

1. What happened on the first Easter, and why do we celebrate the holiday?
2. Why do you think Jesus died on the cross? Why were His friends so surprised to see Him again afterward?
3. How can we share the good news of the Easter message with other people?

FAMILY EXPERIENCE

Use these simple activities to convey Easter’s message.

- **Easter Peek-a-Boo**—Teach babies and toddlers about Jesus’ resurrection by making a small figure out of LEGO toys. Place the figure in a cup and say that people put Jesus in a dark cave. Tilt the cup sideways so children can see inside it. Then tell children to cover their eyes with their hands as you remove the figure from the cup. Say, “Peek-a-boo!” and have children open their eyes to see the empty cup. Show the figure and say, “Jesus is alive!” Play several times to help little ones know that Jesus is alive this Easter.
- **Hard-Boiled Hearts**—After boiling some eggs, have family members decorate the shells with washable markers. As everyone works, ask: “How does the outside of the egg feel?” When the decorating is finished, read aloud Psalm 95:6-9. Say: “God wants our hearts to be soft toward Him. But our hearts can be hard. What are some things that might make people’s hearts hard and closed toward God?”



Justin Schlatter

Have family members crack their eggs and peel away the shells. Ask them to feel the inside of the egg and describe what it feels like. Say: “When our hearts are hard, God can crack away the hard outer shell to reveal something soft on the inside. What helps make your heart soft toward God?” Close in prayer, asking God to make your hearts soft like the inside of eggs, not hard like the shells. Then wash and eat your eggs for a snack.

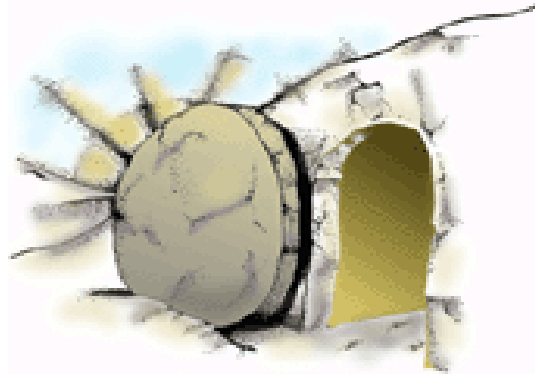
What's Coming Up at WMC?

Easter Morning Children's Programming

Once again we will be offering children's programming and staffing the nursery on Easter Morning. Please see the Easter Morning schedule to the right for our service times.

During both the 9:30 and 10:45 hours, the PRESCHOOL kids will spend part of the time in Children's Church and the other part of the hour in their regular Sunday School classroom where they will do a craft. Since we do not expect very many children to stay for both hours, we will be offering the same lesson and craft during both hours.

Elementary age children (Grades K-6) will enjoy a large group activity in the Kidz Connection. As with PRESCHOOL, the same lesson will be offered both hours. We look forward to celebrating Resurrection Day with your children.



Easter Morning Schedule

In order to accommodate the anticipated crowds, we will have three identical services in the sanctuary as follows:

1st service

8:15 - 9:15 AM

(No nursery, kids, youth, or adult ministries)

2nd service

9:30 - 10:30 AM

(Nursery - 6th grade programming will be offered. No youth/adult ministries)

3rd service

10:45 - 11:45 AM

(Nursery - 6th grade programming will be offered. No youth/adult ministries)



A Take-It-Home Event for 1st Graders and their Parents

Volunteering together fosters positive communication and strengthens bonds in ways no other activity can.

Ready to get started? Then plan to attend our next Take-It-Home Event which is for 1st graders and their parents. It will take place during the second worship hour (10:15 AM) in Room 308 on Sunday, April 22nd.

Faith@Home

We want to inspire and engage your family to be the hands and feet of Christ through church, community, and global service as a family. Volunteering together as a family helps kids learn that they can make a positive difference in the lives of others - and that feels downright inspiring and good. Family service can cultivate empathy and can even help children learn to recognize their personal good fortune and blessing.



VBS - 2012 June 25 - June 29



Jelly Bean Gospel

Here is a cool (and tasty) way to explain the gospel using everyone's favorite Easter treat...jelly beans. Just hold up the correct color jelly beans for each part of the story.

In the beginning was God (**white** jelly bean). God created everything, including Adam and Eve. Adam and Eve disobeyed God, and brought sin into the world (**black** jelly bean). Sin separates and keeps us away from God. But God loves us so much that He wanted us back. He sent Jesus to live and die for us (**red** jelly-bean). Jesus was crucified, buried in a tomb, and everyone thought that was the end of the story. But on Easter morning (**yellow** jelly bean), Jesus rose from the dead. He was alive again (**green** jelly bean)! Jesus died for us so that we could have our sins forgiven and be a part of God's family (**purple** jelly bean). We can be happy (**pink** jelly bean) because of what Jesus did for us. "**Orange**" you glad that Jesus loves you!




A Mother/Son Event

Boys 4 years - thru 6th Grade and their Mom
(or other adult female)

Friday Evening, May 4, 2012

Details Coming Soon!



Woodburn Missionary Church



| SUNDAY | MONDAY | TUESDAY | WEDNESDAY | THURSDAY | FRIDAY | SATURDAY |
|--|---------------------------------------|---------------------------------------|---|---|--------------------------------|-----------|
| 1 Palm Sunday <i>LLS Dress Rehearsal</i> No Evening Kids Programming | 2 Living Last Supper | 3 Living Last Supper | 4 No Evening Kids Programming Living Last Supper | 5 Living Last Supper | 6 Good Friday | 7 |
| 8 Easter Sunday No Evening Kids Programming | 9 | 10 | 11 Children's Programming 7:00 – 8:00 PM | 12 MOPS 9:00 – 11:00 AM | 13 | 14 |
| 15 Children's Programming 6:00 – 7:00 PM | 16 | 17 | 18 Children's Programming 7:00 – 8:00 PM | 19 | 20 | 21 |
| Faith@Home 22 Family Service Projects 1st Grade 10:15 AM Children's Programming 6:00 – 7:00 PM | 23 | 24 | 25 Children's Programming 7:00 – 8:00 PM | 26 | 27 | 28 |
| 29 Children's Programming 6:00 – 7:00 PM | 30 | | | | | |

Sunday Evening Programs:

Nursery (Newborn thru 2 year old)
 Boz Club (3 - 5 year old)
 Life Kids (K – 6th grade)

Wednesday Evening Programs:

Nursery (Newborn to 2 year old)
 FW Friends (2 - 5 year old)
 WOW (K – 4th grade)
 WWJD (5th and 6th grade)

THE CHILDREN'S MINISTRY OF WOODBURN MISSIONARY CHURCH
 IS COMMITTED TO HELPING BOTH CHILDREN AND THEIR PARENTS
 GROW IN THEIR RELATIONSHIP WITH JESUS CHRIST.

